










# SPOTlight: School Year 2022-2023

## Academy for the Middle Years at Northwest

School Code	6480	Principal Name	Jodan Floyd
Sector	District	Address	6000 Ridge Ave
Network	Network 6	Phone	215 400 3460
Report Type	Middle School	Admission Category	Criteria Based
Receives HS Report	No	October 1 Enrollment	209
Grades in Report	6 8		
Website	amynw.philasd.org		

## School Performance Outcomes Table

CONDITIONS FOR SUCCESS				
Metric Name	2021-22 Results	2022-23 Results	2022-23 Progress	Metric Description
Student Attendance	75.4%	77.9%	+2.5 %-pts 	Percentage of students attending 90% or more of instructional days
Teacher Attendance	94.7%	86.7%	-8.0 %-pts 	Percentage of teachers attending 90% or more of work days
Student Dropouts (Grades 7-8)	4	1	-3 	Number of students no longer enrolled, and who did not transfer or graduate

ACADEMIC GOALS						
Metric Name	2021-22 Results	2022-23 Results	2022-23 Progress	2021-22 Results	2022-23 Results	2022-23 Progress
<b>Goals 1-3: Grades 3-8</b>	<b>PSSA/PASA Proficient or Advanced</b>			<b>PSSA/PASA Below Basic</b>		
Grade 3 Reading	Not Applicable			Not Applicable		
Grade 3 - 8 Reading	61.4%	52.7%	-8.7 %-pts 	3.6%	8.0%	+4.4 %-pts 
Grade 3 Math	Not Applicable			Not Applicable		
Grade 3 - 8 Math	12.1%	16.3%	+4.2 %-pts 	50.0%	45.8%	-4.2 %-pts 
Grade 4 and 8 Science	31.7%	40.0%	+8.3 %-pts 	29.3%	28.0%	-1.3 %-pts 

All SPOTlight indicator colors are based on unrounded changes in results. Percentage point changes are rounded to the nearest tenth for display.

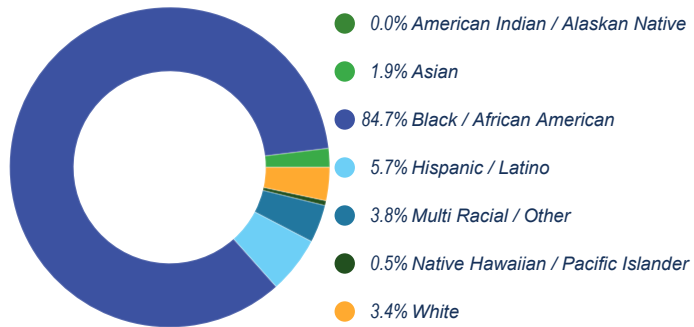
SPOTlight Legend:	Improving 	Maintaining 	Not Improving 
-------------------	---	--	---

# Academy for the Middle Years at Northwest

## 2022-2023 SCHOOL PROGRESS REPORT ON EDUCATION AND EQUITY

School Code | 6480 Sector | District Network | Network 6  
Principal Name | Jodan Floyd Address | 6000 Ridge Ave  
Phone | 215-400-3460 Website | amynw.philasd.org  
Report Type | Middle School Grades in Report | 6-8  
Admissions Category | Criteria-Based  
Receives HS Report | No Oct 1 Enrollment | 209

### Student Enrollment and Demographics



**213**

# of Students Served Over the Full Year

**13.9%**

% of Students with IEPs

**1.0%**

% of Students Identified as English Learners

**84.2%**

% of Students Identified as Economically Disadvantaged

### Student Attendance

**51.2%**

% of Students Attending at Least 95% of Instructional Days

**77.9%**

% of Students Attending at Least 90% of Instructional Days

Score Level	Performance	Improvement	Level
Not Applicable for 2022-2023	Black / African American		
Performance Insufficient Data for Score	Insufficient Data for Score	<b>50.0%</b>	NA
	Hispanic / Latino		
Improvement Improving in 6 out of 10 Eligible Metrics <b>60.0%</b>	Insufficient Data for Score	Insufficient Data for Score	NA
	Multi Racial / Other		
Goal Performance (All Students)	Insufficient Data for Score	Insufficient Data for Score	NA
	White		
GOAL 1   PSSA ELA: % of Students Proficient or Advanced, Grades 3-8	Insufficient Data for Score	Insufficient Data for Score	NA
<b>Score: 52.7%</b>	American Indian / Alaskan Native		
 <b>NOT IMPROVING</b> -8.7 From Prior Year	Insufficient Data for Score	Insufficient Data for Score	NA
GOAL 2   PSSA ELA: % of Students Proficient or Advanced, Grade 3	Asian		
<b>Not Applicable</b>	Insufficient Data for Score	Insufficient Data for Score	NA
GOAL 3   PSSA Math: % of Students Proficient or Advanced, Grades 3-8	Native Hawaiian / Pacific Islander		
<b>Score: 16.3%</b>	Insufficient Data for Score	Insufficient Data for Score	NA
 <b>IMPROVING</b> +4.2 From Prior Year	English Learners		
<ul style="list-style-type: none"> <li><span style="color: green;">●</span> Improving</li> <li><span style="color: orange;">●</span> Maintaining</li> <li><span style="color: red;">●</span> Not Improving</li> <li><span style="color: grey;">●</span> Not Applicable</li> </ul>	Insufficient Data for Score	Insufficient Data for Score	NA
	Students with IEPs		
	Insufficient Data for Score	Insufficient Data for Score	NA
	Economically Disadvantaged		
	Insufficient Data for Score	<b>50.0%</b>	NA

# Climate, Culture & Opportunity

## Conditions for Success

School Code | 6480 School Name | Academy for the Middle Years at Northwest

### % of Students Attending 90%+ of Days

#### All Students

213 Students

Score: 77.9%



IMPROVING

+2.5 From Prior Year



### % of Students Attending

Greater Than 95% of Instructional Days

51.2%

90-95% of Instructional Days

26.8%

85-90% of Instructional Days

10.8%

80-85% of Instructional Days

5.6%

Less than 80% of Instructional Days

5.6%

### Number of Dropouts

#### All Students

Grades 7-8

Students: 1

IMPROVING

-3.0 From Prior Year



### % of Students Receiving Zero Out-of-School Suspensions

#### All Students

213 Students

Score: 88.7%



NOT IMPROVING

-9.7 From Prior Year



\* Schools that are performing at the most positive value for a metric automatically receive a label of "Improving", even if no change in performance occurred.

# Climate, Culture & Opportunity

## Conditions for Success

School Code | 6480 School Name | Academy for the Middle Years at Northwest

### % of Teachers Attending 90%+ of Days

#### All Teachers

15 Teachers

**Score: 86.7%**



NOT IMPROVING

-8.0 From Prior Year



### Additional Teacher Metrics

**7.7%**

% of Teachers Rated as Distinguished

**92.3%**

% of Teachers Rated as Proficient

**93.8%**

Year-to-Year Teacher Retention

\* Schools that are performing at the most positive value for a metric automatically receive a label of "Improving", even if no change in performance occurred.

# Reading: Every Student Reads On or Above Grade Level

## Goal 1 - PSSA Reading Proficiency, Grades 3-8

School Code | 6480 School Name | Academy for the Middle Years at Northwest

PSSA ELA: % of Students Proficient or Advanced, Grades 3-8	PSSA ELA: % of Students Below Basic, Grades 3-8
<b>All Students</b> 99 out of 188 Students <b>Score: 52.7%</b> <div style="display: inline-block; border: 1px solid gray; padding: 2px;"> <span style="background-color: red; color: white; border-radius: 10px; padding: 2px 5px;">NOT IMPROVING</span> <span style="margin-left: 10px;">-8.7 From Prior Year</span> <span style="font-size: 2em; color: red; margin-left: 10px;">✘</span> </div>	<b>All Students</b> 15 out of 188 Students <b>Score: 8.0%</b> <div style="display: inline-block; border: 1px solid gray; padding: 2px;"> <span style="background-color: red; color: white; border-radius: 10px; padding: 2px 5px;">NOT IMPROVING</span> <span style="margin-left: 10px;">+4.4 From Prior Year</span> <span style="font-size: 2em; color: red; margin-left: 10px;">✘</span> </div>
<b>Black / African American</b> 75 out of 157 Students <b>Score: 47.8%</b> <div style="display: inline-block; border: 1px solid gray; padding: 2px;"> <span style="background-color: red; color: white; border-radius: 10px; padding: 2px 5px;">NOT IMPROVING</span> <span style="margin-left: 10px;">-11.3 From Prior Year</span> <span style="font-size: 2em; color: red; margin-left: 10px;">✘</span> </div>	<b>Black / African American</b> 14 out of 157 Students <b>Score: 8.9%</b> <div style="display: inline-block; border: 1px solid gray; padding: 2px;"> <span style="background-color: red; color: white; border-radius: 10px; padding: 2px 5px;">NOT IMPROVING</span> <span style="margin-left: 10px;">+4.6 From Prior Year</span> <span style="font-size: 2em; color: red; margin-left: 10px;">✘</span> </div>
<b>Hispanic / Latino</b> Insufficient Sample	<b>Hispanic / Latino</b> Insufficient Sample
<b>Multi Racial / Other</b> Insufficient Sample	<b>Multi Racial / Other</b> Insufficient Sample
<b>White</b> Insufficient Sample	<b>White</b> Insufficient Sample
<b>American Indian / Alaskan Native</b> Insufficient Sample	<b>American Indian / Alaskan Native</b> Insufficient Sample
<b>Asian</b> Insufficient Sample	<b>Asian</b> Insufficient Sample
<b>Native Hawaiian / Pacific Islander</b> Insufficient Sample	<b>Native Hawaiian / Pacific Islander</b> Insufficient Sample
<b>English Learners</b> Insufficient Sample	<b>English Learners</b> Insufficient Sample
<b>Students with IEPs</b> 10 out of 33 Students <b>Score: 30.3%</b> <div style="display: inline-block; border: 1px solid gray; padding: 2px;"> <span style="background-color: gray; color: white; border-radius: 10px; padding: 2px 5px;">Not Applicable</span> <span style="margin-left: 10px;">No Data Prior Year</span> <span style="font-size: 2em; color: gray; margin-left: 10px;">◯</span> </div>	<b>Students with IEPs</b> 6 out of 33 Students <b>Score: 18.2%</b> <div style="display: inline-block; border: 1px solid gray; padding: 2px;"> <span style="background-color: gray; color: white; border-radius: 10px; padding: 2px 5px;">Not Applicable</span> <span style="margin-left: 10px;">No Data Prior Year</span> <span style="font-size: 2em; color: gray; margin-left: 10px;">◯</span> </div>
<b>Economically Disadvantaged</b> 76 out of 161 Students <b>Score: 47.2%</b> <div style="display: inline-block; border: 1px solid gray; padding: 2px;"> <span style="background-color: red; color: white; border-radius: 10px; padding: 2px 5px;">NOT IMPROVING</span> <span style="margin-left: 10px;">-15.4 From Prior Year</span> <span style="font-size: 2em; color: red; margin-left: 10px;">✘</span> </div>	<b>Economically Disadvantaged</b> 13 out of 161 Students <b>Score: 8.1%</b> <div style="display: inline-block; border: 1px solid gray; padding: 2px;"> <span style="background-color: red; color: white; border-radius: 10px; padding: 2px 5px;">NOT IMPROVING</span> <span style="margin-left: 10px;">+4.0 From Prior Year</span> <span style="font-size: 2em; color: red; margin-left: 10px;">✘</span> </div>

\* Schools that are performing at the most positive value for a metric automatically receive a label of "Improving", even if no change in performance occurred.

# Reading: Every Student Reads On or Above Grade Level

## Goal 2 - PSSA Reading Proficiency, Grade 3

School Code | 6480 School Name | Academy for the Middle Years at Northwest

PSSA ELA: % of Students Proficient or Advanced, Grade 3	PSSA ELA: % of Students Below Basic, Grade 3
<p>All Students</p> <p style="text-align: center;">Not Applicable</p>	<p>All Students</p> <p style="text-align: center;">Not Applicable</p>
<p>Black / African American</p> <p style="text-align: center;">Not Applicable</p>	<p>Black / African American</p> <p style="text-align: center;">Not Applicable</p>
<p>Hispanic / Latino</p> <p style="text-align: center;">Not Applicable</p>	<p>Hispanic / Latino</p> <p style="text-align: center;">Not Applicable</p>
<p>Multi Racial / Other</p> <p style="text-align: center;">Not Applicable</p>	<p>Multi Racial / Other</p> <p style="text-align: center;">Not Applicable</p>
<p>White</p> <p style="text-align: center;">Not Applicable</p>	<p>White</p> <p style="text-align: center;">Not Applicable</p>
<p>American Indian / Alaskan Native</p> <p style="text-align: center;">Not Applicable</p>	<p>American Indian / Alaskan Native</p> <p style="text-align: center;">Not Applicable</p>
<p>Asian</p> <p style="text-align: center;">Not Applicable</p>	<p>Asian</p> <p style="text-align: center;">Not Applicable</p>
<p>Native Hawaiian / Pacific Islander</p> <p style="text-align: center;">Not Applicable</p>	<p>Native Hawaiian / Pacific Islander</p> <p style="text-align: center;">Not Applicable</p>
<p>English Learners</p> <p style="text-align: center;">Not Applicable</p>	<p>English Learners</p> <p style="text-align: center;">Not Applicable</p>
<p>Students with IEPs</p> <p style="text-align: center;">Not Applicable</p>	<p>Students with IEPs</p> <p style="text-align: center;">Not Applicable</p>
<p>Economically Disadvantaged</p> <p style="text-align: center;">Not Applicable</p>	<p>Economically Disadvantaged</p> <p style="text-align: center;">Not Applicable</p>

\* Schools that are performing at the most positive value for a metric automatically receive a label of "Improving", even if no change in performance occurred.

# Math & Science: Every Student Performs On or Above Grade Level

## Goal 3 - PSSA Math Proficiency, Grades 3-8

School Code | 6480 School Name | Academy for the Middle Years at Northwest

PSSA Math: % of Students Proficient or Advanced, Grades 3-8	PSSA Math: % of Students Below Basic, Grades 3-8
<b>All Students</b> 31 out of 190 Students <b>Score: 16.3%</b> <div style="display: flex; align-items: center; gap: 10px;"> <div style="background-color: #28a745; color: white; padding: 5px 10px; border-radius: 15px;">IMPROVING</div> <div style="text-align: center;">+4.2 From Prior Year</div> <div style="color: green; font-size: 24px;">✓</div> </div>	<b>All Students</b> 87 out of 190 Students <b>Score: 45.8%</b> <div style="display: flex; align-items: center; gap: 10px;"> <div style="background-color: #28a745; color: white; padding: 5px 10px; border-radius: 15px;">IMPROVING</div> <div style="text-align: center;">-4.2 From Prior Year</div> <div style="color: green; font-size: 24px;">✓</div> </div>
<b>Black / African American</b> 23 out of 159 Students <b>Score: 14.5%</b> <div style="display: flex; align-items: center; gap: 10px;"> <div style="background-color: #28a745; color: white; padding: 5px 10px; border-radius: 15px;">IMPROVING</div> <div style="text-align: center;">+4.9 From Prior Year</div> <div style="color: green; font-size: 24px;">✓</div> </div>	<b>Black / African American</b> 78 out of 159 Students <b>Score: 49.1%</b> <div style="display: flex; align-items: center; gap: 10px;"> <div style="background-color: #28a745; color: white; padding: 5px 10px; border-radius: 15px;">IMPROVING</div> <div style="text-align: center;">-4.4 From Prior Year</div> <div style="color: green; font-size: 24px;">✓</div> </div>
<b>Hispanic / Latino</b> Insufficient Sample	<b>Hispanic / Latino</b> Insufficient Sample
<b>Multi Racial / Other</b> Insufficient Sample	<b>Multi Racial / Other</b> Insufficient Sample
<b>White</b> Insufficient Sample	<b>White</b> Insufficient Sample
<b>American Indian / Alaskan Native</b> Insufficient Sample	<b>American Indian / Alaskan Native</b> Insufficient Sample
<b>Asian</b> Insufficient Sample	<b>Asian</b> Insufficient Sample
<b>Native Hawaiian / Pacific Islander</b> Insufficient Sample	<b>Native Hawaiian / Pacific Islander</b> Insufficient Sample
<b>English Learners</b> Insufficient Sample	<b>English Learners</b> Insufficient Sample
<b>Students with IEPs</b> 3 out of 33 Students <b>Score: 9.1%</b> <div style="display: flex; align-items: center; gap: 10px;"> <div style="background-color: #6c757d; color: white; padding: 5px 10px; border-radius: 15px;">Not Applicable</div> <div style="text-align: center;">No Data Prior Year</div> <div style="color: gray; font-size: 24px;">○</div> </div>	<b>Students with IEPs</b> 20 out of 33 Students <b>Score: 60.6%</b> <div style="display: flex; align-items: center; gap: 10px;"> <div style="background-color: #6c757d; color: white; padding: 5px 10px; border-radius: 15px;">Not Applicable</div> <div style="text-align: center;">No Data Prior Year</div> <div style="color: gray; font-size: 24px;">○</div> </div>
<b>Economically Disadvantaged</b> 24 out of 163 Students <b>Score: 14.7%</b> <div style="display: flex; align-items: center; gap: 10px;"> <div style="background-color: #ffc107; color: white; padding: 5px 10px; border-radius: 15px;">MAINTAINING</div> <div style="text-align: center;">+0.8 From Prior Year</div> <div style="color: orange; font-size: 24px;">—</div> </div>	<b>Economically Disadvantaged</b> 78 out of 163 Students <b>Score: 47.9%</b> <div style="display: flex; align-items: center; gap: 10px;"> <div style="background-color: #28a745; color: white; padding: 5px 10px; border-radius: 15px;">IMPROVING</div> <div style="text-align: center;">-3.7 From Prior Year</div> <div style="color: green; font-size: 24px;">✓</div> </div>

\* Schools that are performing at the most positive value for a metric automatically receive a label of "Improving", even if no change in performance occurred.

# Math & Science: Every Student Performs On or Above Grade Level

## PSSA Math Proficiency, Grade 3

School Code | 6480 School Name | Academy for the Middle Years at Northwest

PSSA Math: % of Students Proficient or Advanced, Grade 3	PSSA Math: % of Students Below Basic, Grade 3
<p>All Students</p> <p style="text-align: center;"><b>Not Applicable</b></p>	<p>All Students</p> <p style="text-align: center;"><b>Not Applicable</b></p>
<p>Black / African American</p> <p style="text-align: center;"><b>Not Applicable</b></p>	<p>Black / African American</p> <p style="text-align: center;"><b>Not Applicable</b></p>
<p>Hispanic / Latino</p> <p style="text-align: center;"><b>Not Applicable</b></p>	<p>Hispanic / Latino</p> <p style="text-align: center;"><b>Not Applicable</b></p>
<p>Multi Racial / Other</p> <p style="text-align: center;"><b>Not Applicable</b></p>	<p>Multi Racial / Other</p> <p style="text-align: center;"><b>Not Applicable</b></p>
<p>White</p> <p style="text-align: center;"><b>Not Applicable</b></p>	<p>White</p> <p style="text-align: center;"><b>Not Applicable</b></p>
<p>American Indian / Alaskan Native</p> <p style="text-align: center;"><b>Not Applicable</b></p>	<p>American Indian / Alaskan Native</p> <p style="text-align: center;"><b>Not Applicable</b></p>
<p>Asian</p> <p style="text-align: center;"><b>Not Applicable</b></p>	<p>Asian</p> <p style="text-align: center;"><b>Not Applicable</b></p>
<p>Native Hawaiian / Pacific Islander</p> <p style="text-align: center;"><b>Not Applicable</b></p>	<p>Native Hawaiian / Pacific Islander</p> <p style="text-align: center;"><b>Not Applicable</b></p>
<p>English Learners</p> <p style="text-align: center;"><b>Not Applicable</b></p>	<p>English Learners</p> <p style="text-align: center;"><b>Not Applicable</b></p>
<p>Students with IEPs</p> <p style="text-align: center;"><b>Not Applicable</b></p>	<p>Students with IEPs</p> <p style="text-align: center;"><b>Not Applicable</b></p>
<p>Economically Disadvantaged</p> <p style="text-align: center;"><b>Not Applicable</b></p>	<p>Economically Disadvantaged</p> <p style="text-align: center;"><b>Not Applicable</b></p>

\* Schools that are performing at the most positive value for a metric automatically receive a label of "Improving", even if no change in performance occurred.



# Math & Science: Every Student Performs On or Above Grade Level

## PSSA Science Proficiency, Grades 4 and 8

School Code | 6480 School Name | Academy for the Middle Years at Northwest

PSSA Science: % of Students Proficient or Advanced, Grades 4 & 8	PSSA Science: % of Students Below Basic, Grades 4 & 8
<b>All Students</b> 30 out of 75 Students <b>Score: 40.0%</b> <div style="display: flex; align-items: center; gap: 10px;"> <span style="background-color: #28a745; color: white; padding: 2px 5px; border-radius: 10px;">IMPROVING</span> <span>+8.3 From Prior Year</span> <span style="color: green; font-size: 1.2em;">✓</span> </div>	<b>All Students</b> 21 out of 75 Students <b>Score: 28.0%</b> <div style="display: flex; align-items: center; gap: 10px;"> <span style="background-color: #28a745; color: white; padding: 2px 5px; border-radius: 10px;">IMPROVING</span> <span>-1.3 From Prior Year</span> <span style="color: green; font-size: 1.2em;">✓</span> </div>
<b>Black / African American</b> 21 out of 61 Students <b>Score: 34.4%</b> <div style="display: flex; align-items: center; gap: 10px;"> <span style="background-color: #28a745; color: white; padding: 2px 5px; border-radius: 10px;">IMPROVING</span> <span>+7.9 From Prior Year</span> <span style="color: green; font-size: 1.2em;">✓</span> </div>	<b>Black / African American</b> 21 out of 61 Students <b>Score: 34.4%</b> <div style="display: flex; align-items: center; gap: 10px;"> <span style="background-color: #dc3545; color: white; padding: 2px 5px; border-radius: 10px;">NOT IMPROVING</span> <span>+2.0 From Prior Year</span> <span style="color: red; font-size: 1.2em;">✗</span> </div>
<b>Hispanic / Latino</b> Insufficient Sample	<b>Hispanic / Latino</b> Insufficient Sample
<b>Multi Racial / Other</b> Insufficient Sample	<b>Multi Racial / Other</b> Insufficient Sample
<b>White</b> Insufficient Sample	<b>White</b> Insufficient Sample
<b>American Indian / Alaskan Native</b> Insufficient Sample	<b>American Indian / Alaskan Native</b> Insufficient Sample
<b>Asian</b> Insufficient Sample	<b>Asian</b> Insufficient Sample
<b>Native Hawaiian / Pacific Islander</b> Insufficient Sample	<b>Native Hawaiian / Pacific Islander</b> Insufficient Sample
<b>English Learners</b> Insufficient Sample	<b>English Learners</b> Insufficient Sample
<b>Students with IEPs</b> Insufficient Sample	<b>Students with IEPs</b> Insufficient Sample
<b>Economically Disadvantaged</b> 25 out of 63 Students <b>Score: 39.7%</b> <div style="display: flex; align-items: center; gap: 10px;"> <span style="background-color: #28a745; color: white; padding: 2px 5px; border-radius: 10px;">IMPROVING</span> <span>+1.1 From Prior Year</span> <span style="color: green; font-size: 1.2em;">✓</span> </div>	<b>Economically Disadvantaged</b> 18 out of 63 Students <b>Score: 28.6%</b> <div style="display: flex; align-items: center; gap: 10px;"> <span style="background-color: #28a745; color: white; padding: 2px 5px; border-radius: 10px;">IMPROVING</span> <span>-3.0 From Prior Year</span> <span style="color: green; font-size: 1.2em;">✓</span> </div>

\* Schools that are performing at the most positive value for a metric automatically receive a label of "Improving", even if no change in performance occurred.